

feel the future



BANK OF GEORGIA
CORPORATE

DIGIPASS

USER MANUAL

HOW TO SET PIN INTO YOUR DIGIPASS?



Press OK to turn on Digipass; After NEW PIN appears, enter any 5 digits and press **OK**;



PIN CONF will appear on the screen, re-enter the same 5 digits. Press **OK**;



NEW PIN CONF will appear and the PIN installation process will be completed successfully.

HOW TO GET A ONE-TIME CODE TO ENTER I-BANK?



Press **OK** to turn on Digipass. Enter your PIN and press **OK** again;

The word **SELECT** will appear on the screen;

Press the Login button;

One-time code will appear that you should use to enter I-Bank.


HOW TO GET A ONE-TIME CODE TO SIGN YOUR DOCUMENT(S)?





1 Press **OK** to turn on Digipass; Enter your PIN and press **OK** again;

2  The word **SELECT** will appear on the screen;

Press the Sign button;

4  Enter the first parameter generated in the Signature window; Press **OK**;

5  Enter the second parameter generated in the Signature window and press **OK**;

6  A 6-digit one-time code will appear that you should use to sign your document(s).



If you enter a wrong PIN three times in a row, the FAIL notice will appear on the screen



For the first entry – FAIL 1, after which you should press **OK**;




For the second entry – FAIL 2 – you should press **OK** again;



For the third entry – FAIL 3

HOW TO UNBLOCK A BLOCKED DIGIPASS?

1 To unblock a blocked Digipass, you must visit the service center. Press **OK** to turn on Digipass;

2  The LOCK PIN notice and a 7-digit number will appear on the screen; Tell the operator your Digipass number and the 7-digit number on the screen and the operator will tell you an 8-digit number;

3  Press any Digipass button and enter the 8-digit number;

4  Confirm with **OK** to complete the unblocking process.



Press OK to turn on Digipass; Enter PIN and confirm with **OK**;



The SELECT notice will appear;



Press **OK** until PIN appears on the screen. Enter PIN and press **OK** again;



The NEW PIN notice will appear, after which you should enter a new 5-digit number. Press **OK**;

5



The PIN CONF notice will appear; enter the new 5-digit number again.
Press **OK**;

6



The NEW PIN CONF notice will appear and your Digipass PIN change process will be completed successfully.

feel the future



**BANK OF GEORGIA
CORPORATE**

THANK YOU